



Daily Screening for COVID-19

Your school is taking significant steps to ensure everyone stays safe this fall. To help keep school open, you must screen your children before they come to school each day.



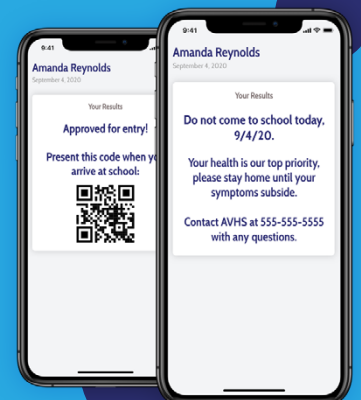
Steps to take

- 1 Receive the text or email alert
- 2 Click the link
- 3 Complete the screening
- 4 Receive further instructions from your school automatically

FAQs:

- Will my child's other parents/guardians receive links?
All appropriate parents/guardians on record will be contacted
- Will my student be able to complete their own screening?
Your school may allow students over 13 to complete their own screenings
- Is data secure?
Yes, data is only shared with your school, and is stored in Ruvna's encrypted infrastructure
- How do I register to receive screenings?
Your school registers guardians automatically
- What if I have multiple children in school?
You will receive one link through which to complete multiple screenings

You'll be given instructions immediately after completing the screening



Receive the text or email alert

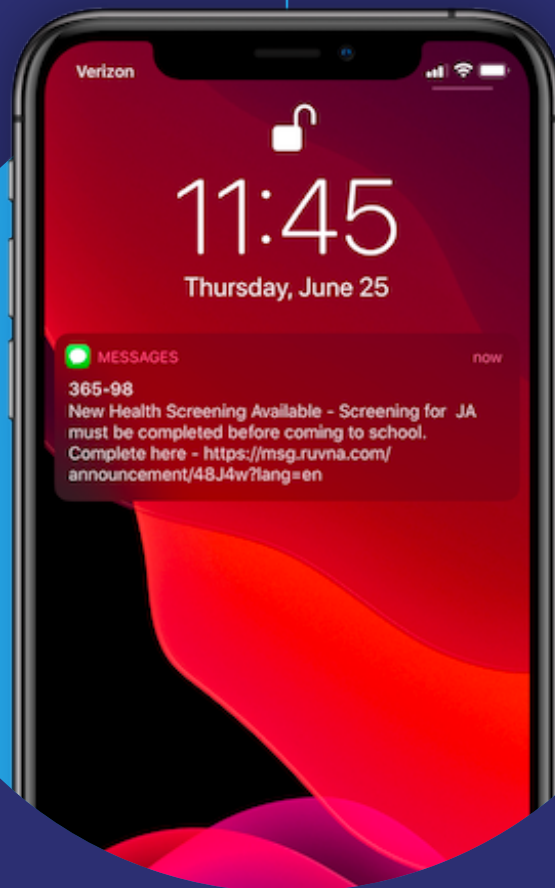
1

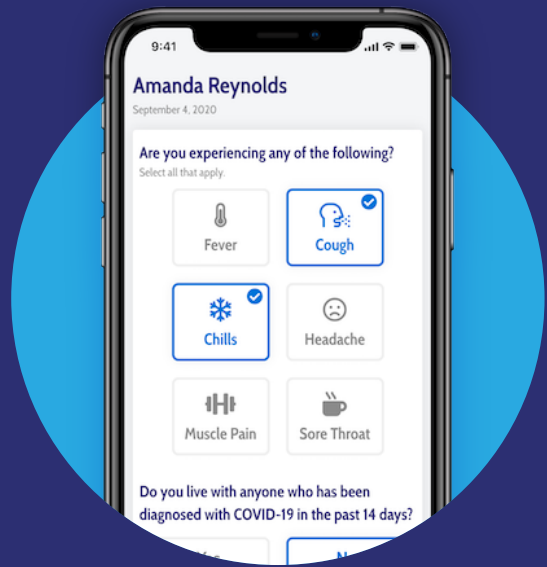
- Delivered to you automatically each day, no registration required
- Texts come from 36598
- All parents/guardians with up-to-date contact information on file with your school will receive the notification

2

Click the link

- Each day you'll get a secure, single use link
- No sign-ins, downloads or apps whatsoever. Just click the link to access the screening





3 Complete the screening

- Your school has setup a series of questions which may include:
 - Symptoms
 - Temperature check
 - Recent travel
 - Potential COVID-19 exposure
 - Maybe more
- Should take 1-2 minutes to complete

4 Receive instructions

- Based on the information in your screening, you will immediately receive further instructions from your school
- If your child is symptom-free, you will receive a message indicating they are approved for entry.
- If your child has a symptom requiring them to stay home, instructions will follow indicating what should occur next.



Getting Help

Didn't get an alert, or don't see the option to screen all of your children?

Your school can help. Contact your school directly if you encounter any issues receiving alerts, or accessing the screenings for all of your children.